

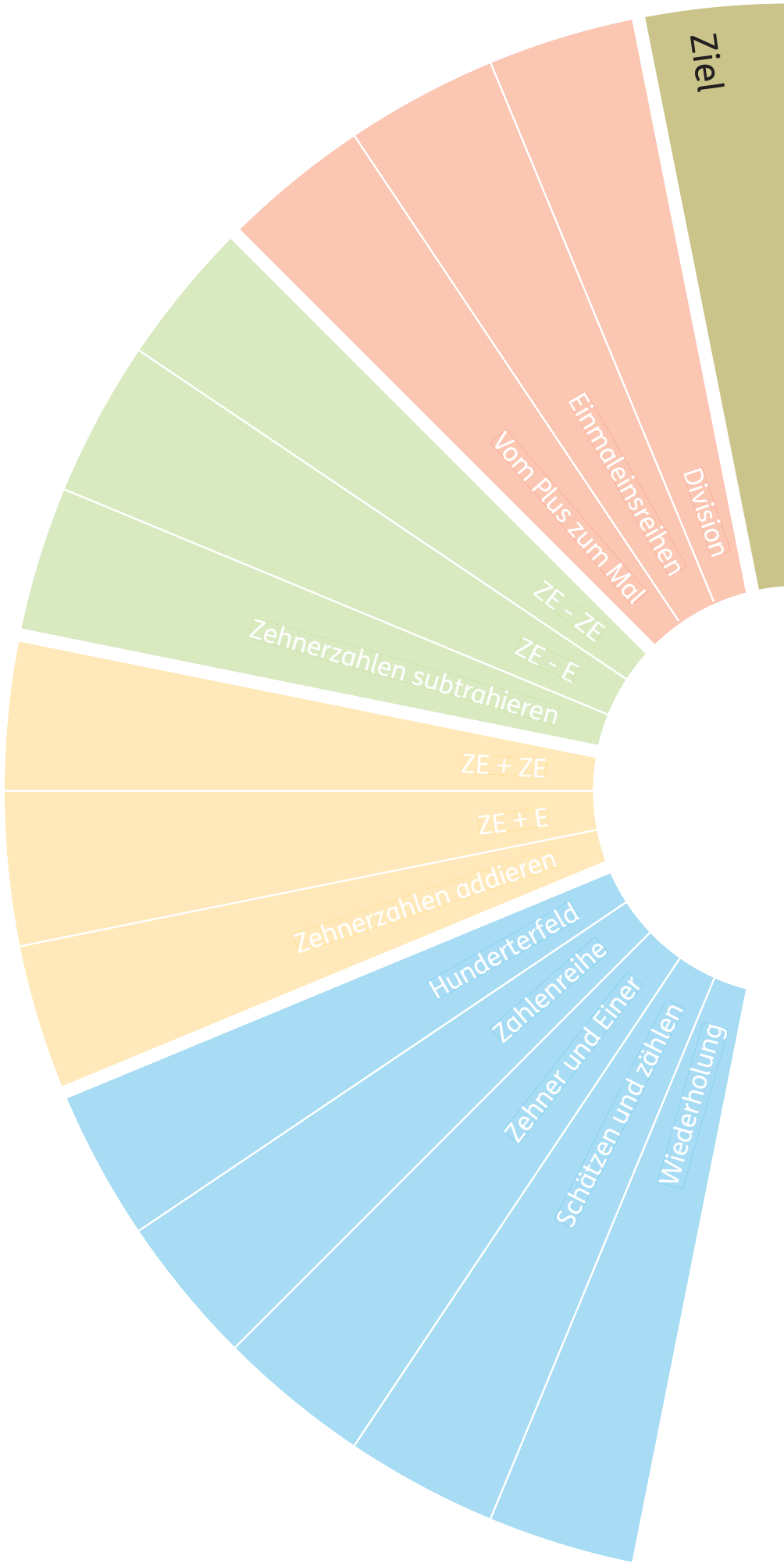
# Matherad 1




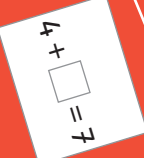


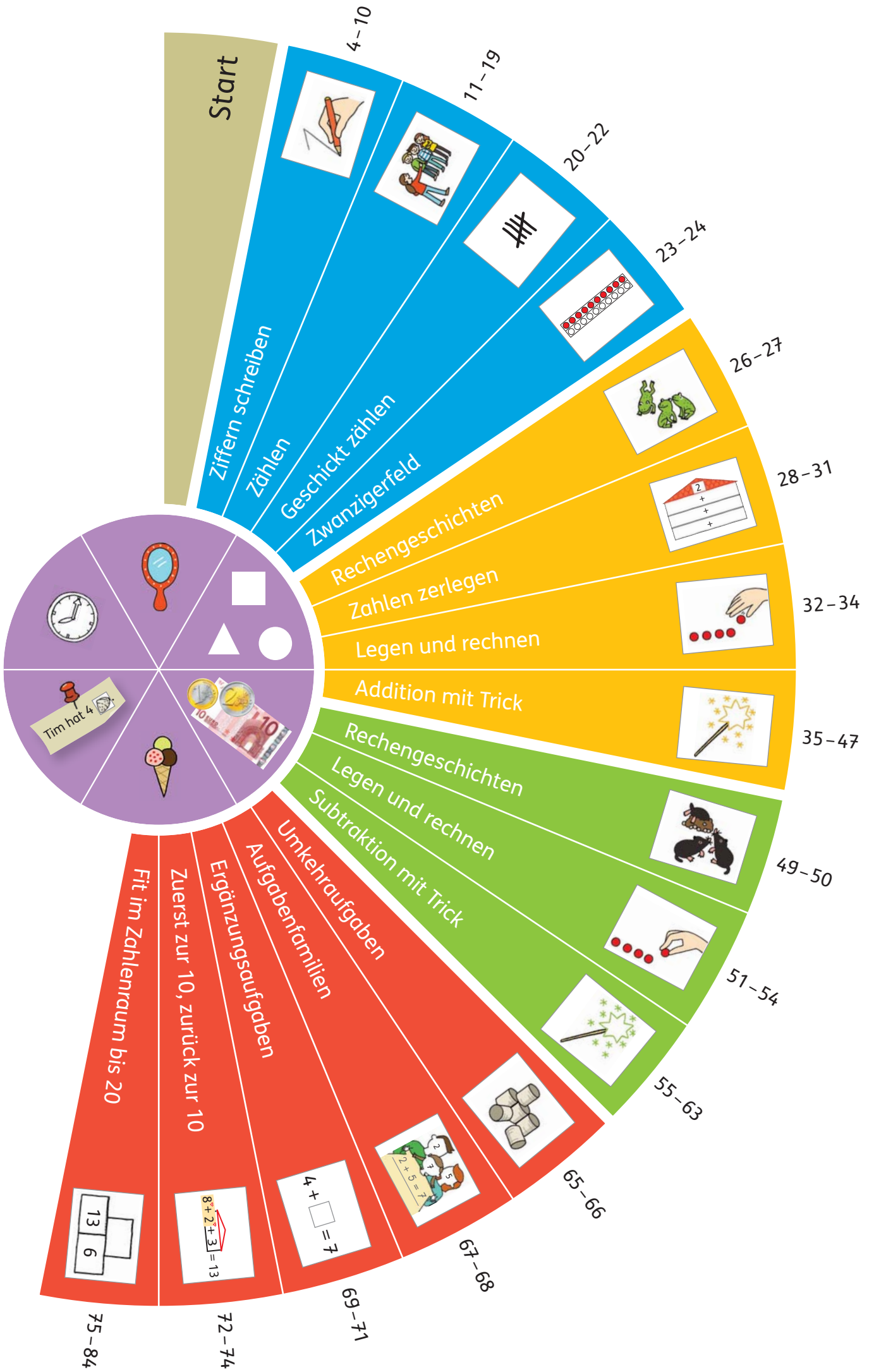
## Arbeitsheft

Nina Fiedel-Gellenbeck  
Alma Tamborini

Unter Beratung von  
Marco Hess  
Ina Hoffmann









# Ziffern schreiben

1


## Meine Zahlen



Das bin ich:



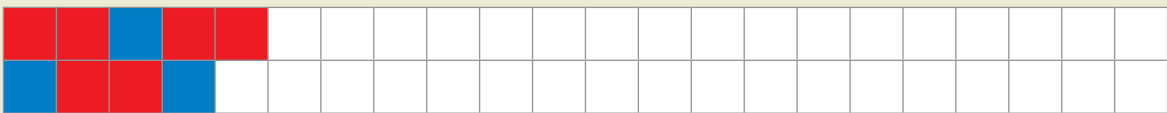
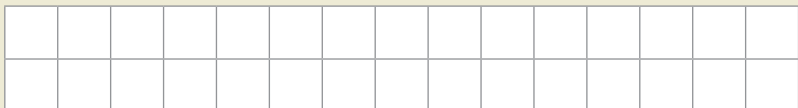
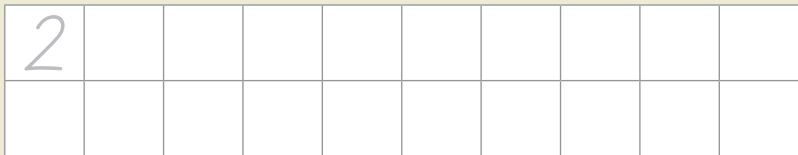
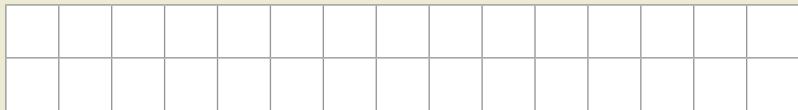
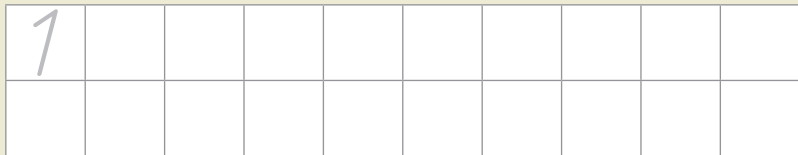
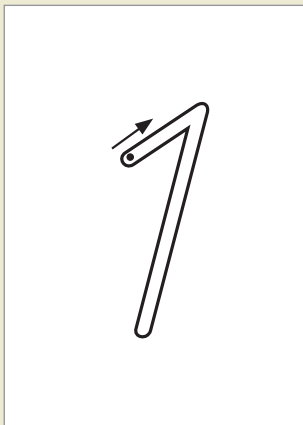
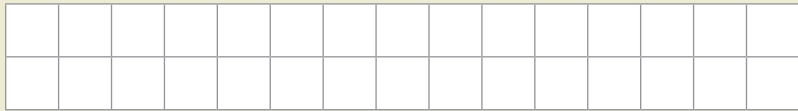
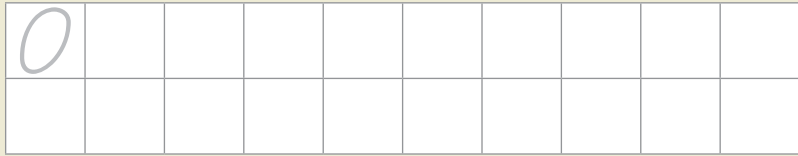
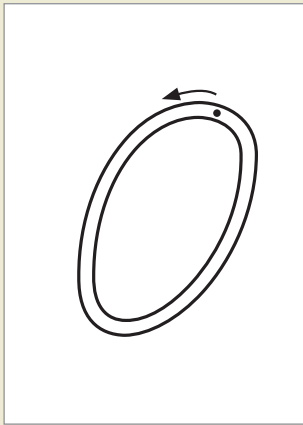
Diese Zahlen kenne ich schon:





# Ziffern schreiben


2





# Ziffern schreiben

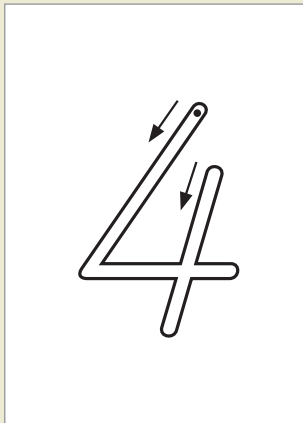
3



3																			
---	--	--	--	--	--	--	--	--	--	--	--	--	--	--	--	--	--	--	--

3																			


●	●	●	▲	●	●	●													
---	---	---	---	---	---	---	--	--	--	--	--	--	--	--	--	--	--	--	--



4																			
---	--	--	--	--	--	--	--	--	--	--	--	--	--	--	--	--	--	--	--

4																			


■	■	■	■	■	■	■													
---	---	---	---	---	---	---	--	--	--	--	--	--	--	--	--	--	--	--	--



5																			
---	--	--	--	--	--	--	--	--	--	--	--	--	--	--	--	--	--	--	--

5																			


□	□	□	□	□	□	○	○												
---	---	---	---	---	---	---	---	--	--	--	--	--	--	--	--	--	--	--	--



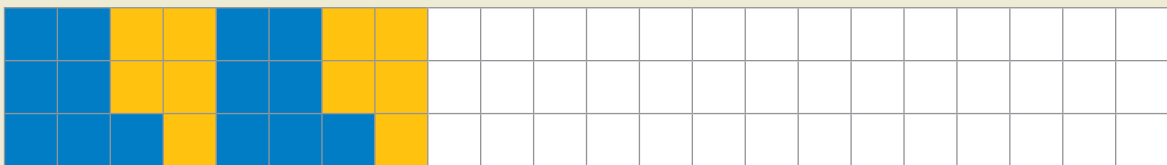
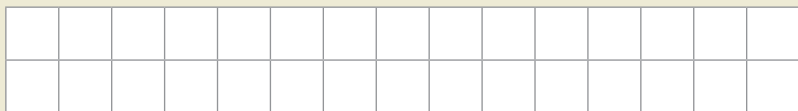
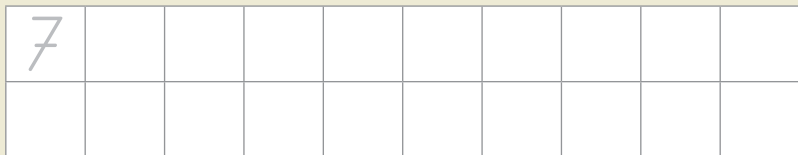
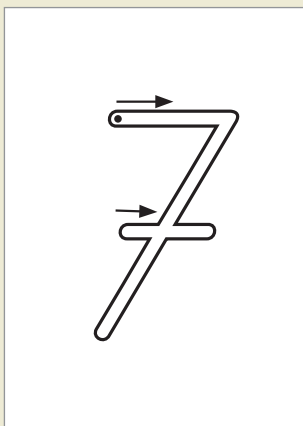
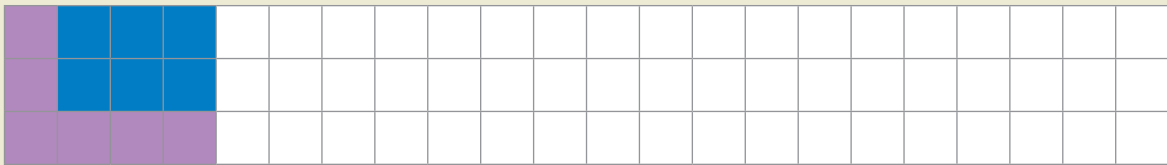
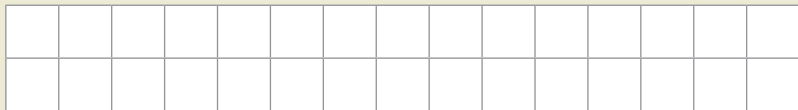
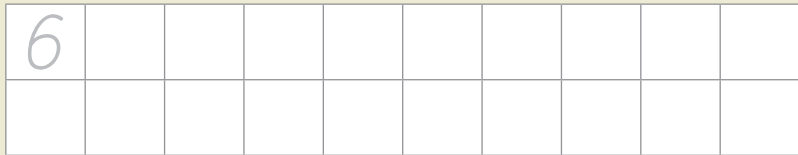
# Ziffern schreiben

4

Lege Plättchen in die Schatzkiste.



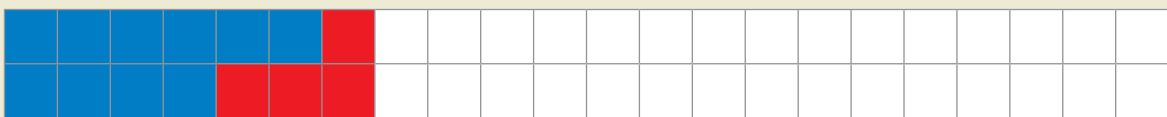
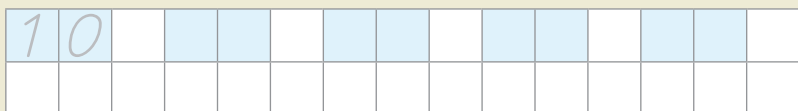
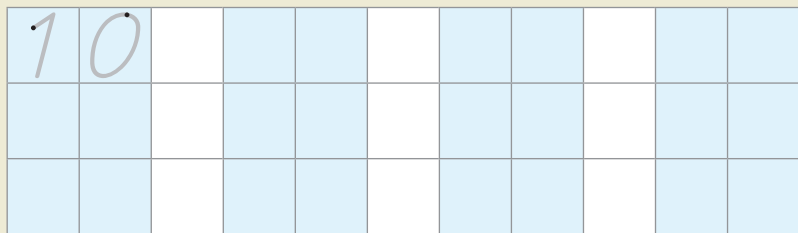


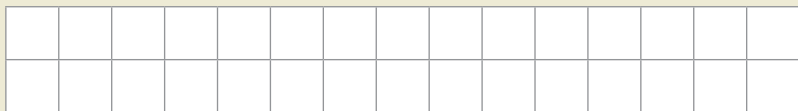
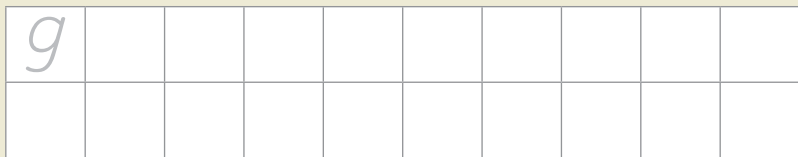

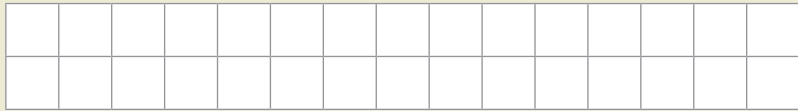
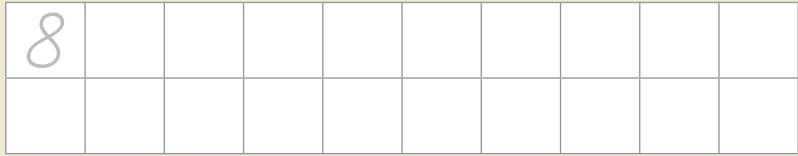

5





# Ziffern schreiben

6







# Ziffern schreiben

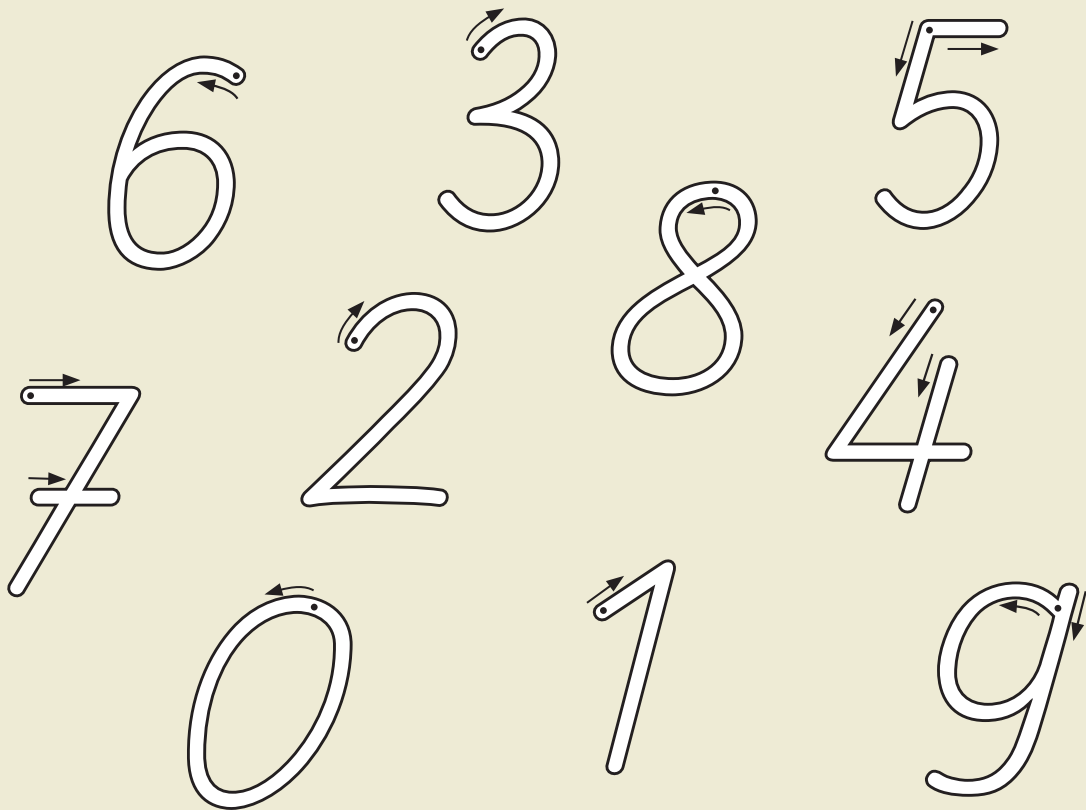
7

Schreibe so die Zahlen von 1 bis 20:

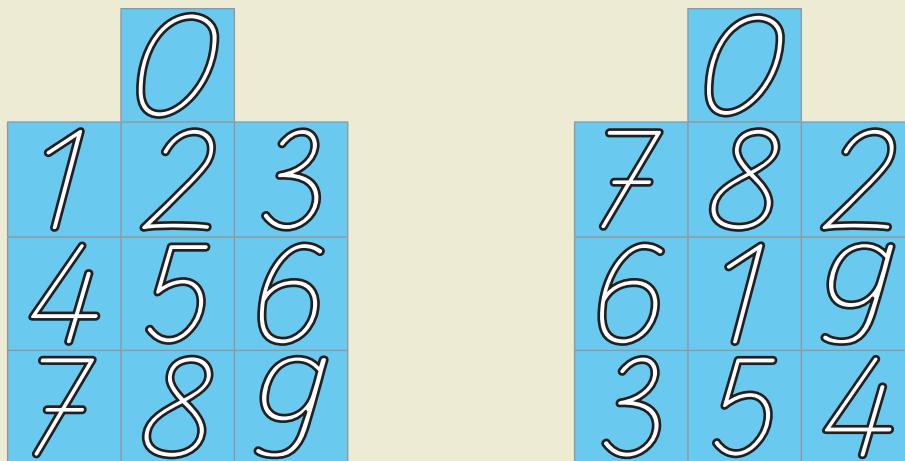


1	1		1	1										
1	2		1	2										

8



9





# Ziffern schreiben

10

Male auch so ein Zahlenbild.

Du brauchst: Wachsmalstifte, Buntstifte






# Zählen

11

Finde zu den Zahlen Gegenstände im Klassenraum.



Male auf.

4

16

5

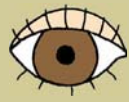


8

12

12

Zähle Gegenstände in der Klasse.



13

Spielt das Spiel *Tu es*.





14

## Meine Lieblingszahl



Warum ist das deine Lieblingszahl?



# Zählen

15

Wie viele Buchstaben hat dein Name? Schreibe auf.

--	--	--	--	--	--	--	--	--	--	--	--

Mein Name hat  Buchstaben.

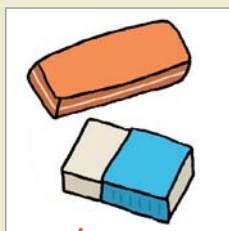
16

Zählt.



17

Verbinde.



2

7

5

0

8

10

4





# Zählen

18

Reicht das?





# Zählen

19

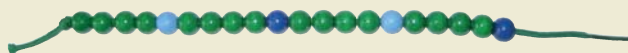
Erstelle eine Perlenkette.

Du brauchst: 2 blaue Perlen

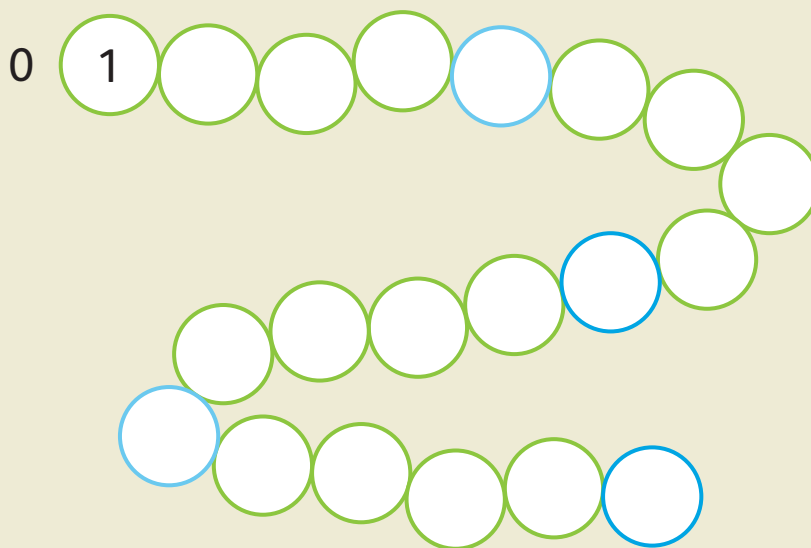
16 grüne Perlen

2 hellblaue Perlen

einen Bindfaden



20




21

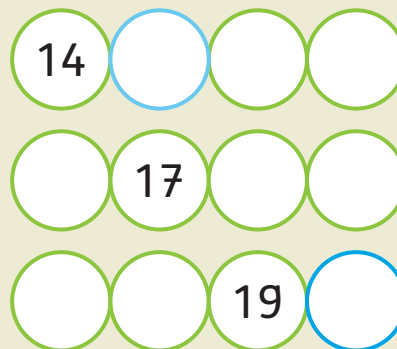
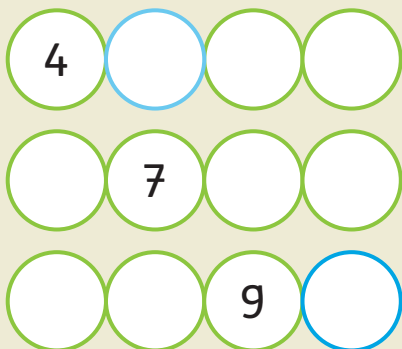
Welche Zahl ist es?

Lege die Pfeile an die entsprechende Stelle.

Du brauchst auch deine Perlenkette.



22





# Zählen



23

V	Z	N
4	5	
	8	
	3	

V	Z	N
	13	
	19	
	17	

V	Z	N
0		2
8		10
4		6

V	Z	N
14		16
17		19
12		14

V	Z	N
10		
3		
		7

V	Z	N
	7	
		20
11		

24

Welche Zahl hat sich versteckt?

6 7

9

18

1

10

13

13

5

16

8

17

11



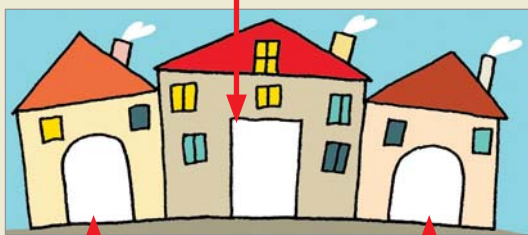


# Zählen

25



Meine Hausnummer



Hausnummer meiner Nachbarn



26



Nehmt eine Handvoll Muggelsteine.  
Bildet 2er-Gruppen.  
Malt auf. Zählt.



27

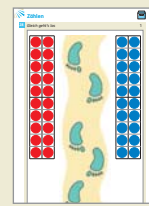
Zähle weiter.





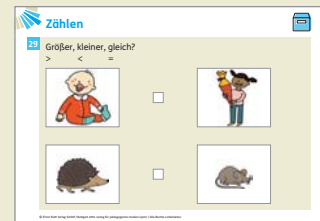
# Zählen

28 Spielt das Spiel *Gleich geht's los*.

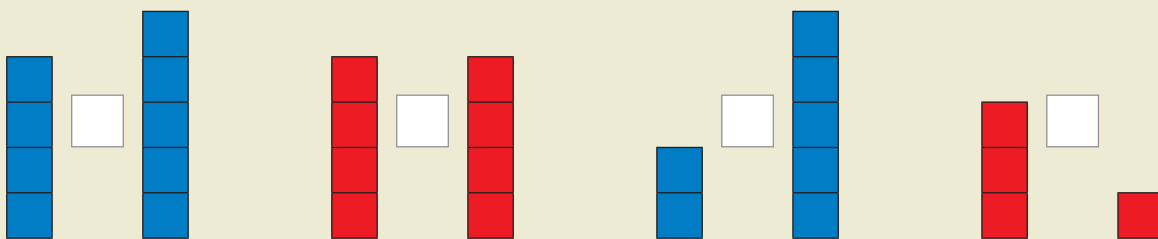


29 Größer, kleiner, gleich?

> < =




30 >, <, =?



31 >, <, =?

5	<input type="text"/>	7	15	<input type="text"/>	17	3	<input type="text"/>	8	6	<input type="text"/>	5
6	<input type="text"/>	3	2	<input type="text"/>	0	6	<input type="text"/>	9	18	<input type="text"/>	18
7	<input type="text"/>	7	10	<input type="text"/>	12	17	<input type="text"/>	15	15	<input type="text"/>	11
4	<input type="text"/>	8	16	<input type="text"/>	16	11	<input type="text"/>	11	0	<input type="text"/>	1

32 Spielt das Spiel *Meins*.






# Zählen



33


Trage ein und male an.



Sonntag: 7. 14. 21. 28.

 24. 25. 26.

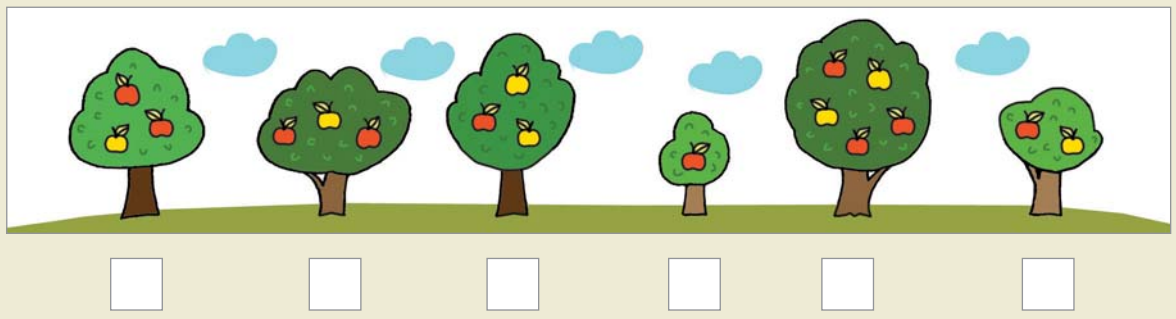
 6.  31.






1.	2.			5.	
8.					
22.					

34

Ordne der Größe nach.



35



36

Spielt Zahlenquartett.



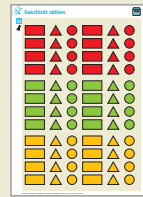




# Geschickt zählen

37

Klebe dein Formenbild. Zähle.





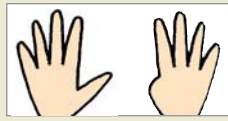
# Geschick zählen

38

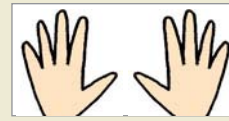
Schaue schnell.



=



=



=



=

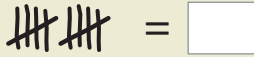


=



=

39



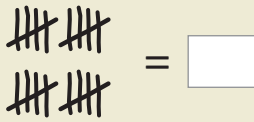
=



=



=



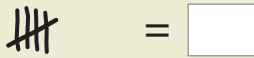
=



=



=



=




=




=


40




= 8




= 12




= 11



= 13



= 19



= 18

41



Sucht Gegenstände zum Zählen.

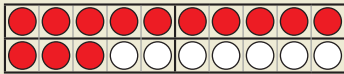
Legt so, dass die anderen Kinder schnell erkennen können, wie viel da liegt.




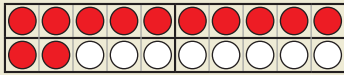
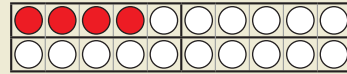
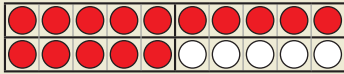
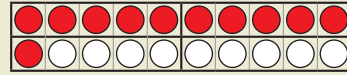
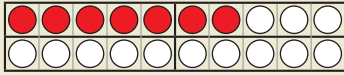


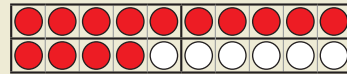


# Zwanzigerfeld

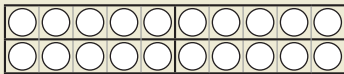
42



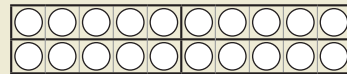
13



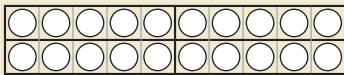
43



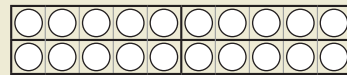
11



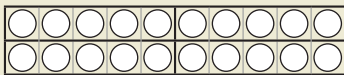
17



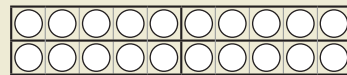
3



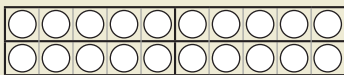
14



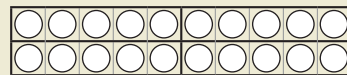
8



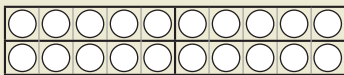
5



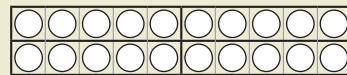
20



9



6



10

44



Ein Kind sagt eine Zahl bis 20, das andere legt mit Plättchen.







# Zwanzigerfeld

45

Lege die passende Zahl.



46



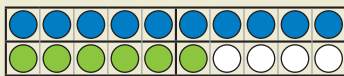
1 0

und

7

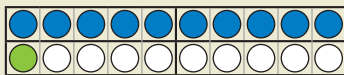
=

1 7



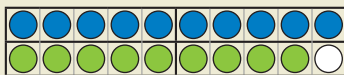
und

=



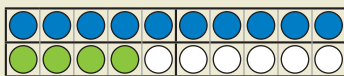
und

=



und

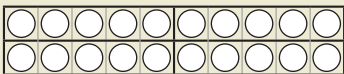
=



und

=

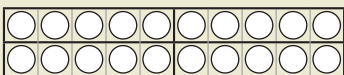
47



und

=

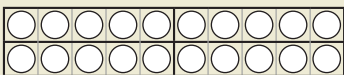
1 8



und

=

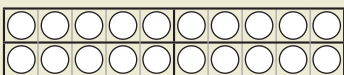
1 2



und

=

1 5



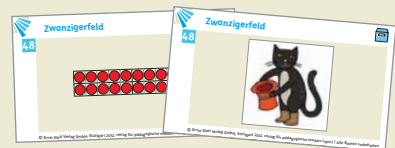
und

=

1 3

48

Spielt das Spiel *Schwarzer Peter*.







# Selbsteinschätzung

## Zählen und Zahlen bis 20

Datum:



Ziffern bis 20 schreiben			
Zählen			
Nachbarzahlen nennen			
Kleiner, größer, gleich			
In Schritten zählen			
Strichlisten anfertigen			
Zahlen am Zwanzigerfeld legen und ablesen			


Das muss ich noch üben:

Unterschrift Kind:

Unterschrift Lehrer:

Unterschrift Eltern: