


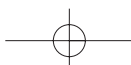
Zeichnen
lernen
ab 4 Jahren

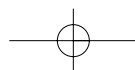
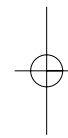
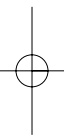

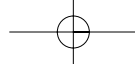
SCHRITT-FÜR-SCHRITT ZEICHNEN





SCHRITT-FÜR-SCHRITT ZEICHNEN






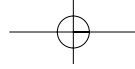
SCHRITT-FÜR-SCHRITT ZEICHNEN

Zeichnen lernen ab 4 Jahren

Norbert Pautner

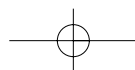
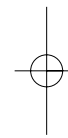
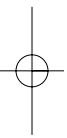


TESSLOFF



Inhaltsverzeichnis

Zeichnen lernen leicht gemacht	5
Spielzeug	6
Haustiere	18
Bauernhof	28
Fahrzeuge	42
Wald und Feld	58
Im Meer	74
In der Wildnis	84




Zeichnen lernen leicht gemacht

Wie zeichne ich eine Maus, ein Schiff oder einen Teddy?
Auch mit wenig Übung ist es schon für kleine Kinder kein Problem zeichnen zu lernen, wenn sie es Schritt für Schritt nachvollziehen können.


Aus wenigen, einfachen Grundelementen entstehen auf spielerische Weise Figuren und Gegenstände. In diesem Buch findet jedes Kind beliebte Motive aus verschiedenen Themenbereichen, die es ohne Probleme bald selbst zeichnen kann.

Erfolg und Spaß sind garantiert!
Und die Resultate können gleich hier im Buch als Erstlingswerk verewigt werden.




BALL


1

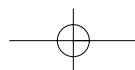
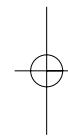
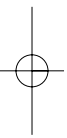

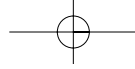


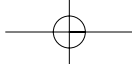
2



3








BUNTSTIFT


1




2



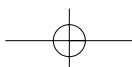
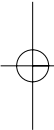
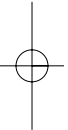

3

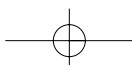
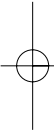
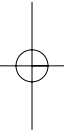

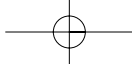


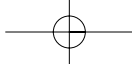
4



5









BAUKLÖTZE


1



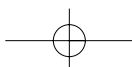
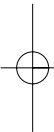
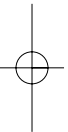

2

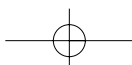
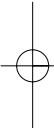
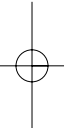

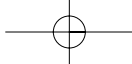


3




4






TEDDY


1

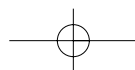
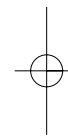
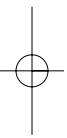
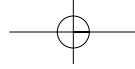


2




3






BADE-ENTE


1

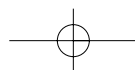
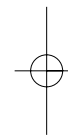
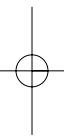

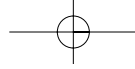


2



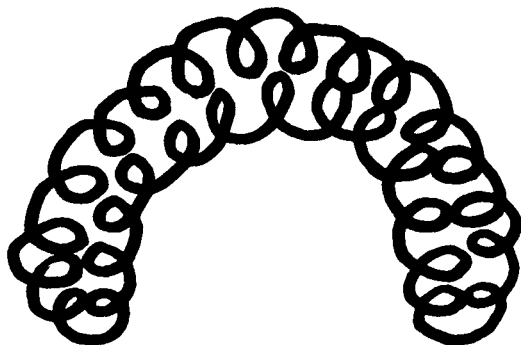
3






PUPPE


1




2

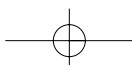
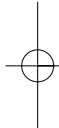
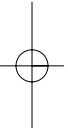

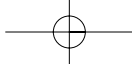


3






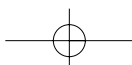
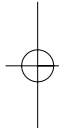
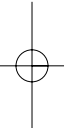

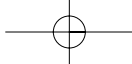
4





MAUS






Zeichnen
lernen
ab 4 Jahren

SCHRITT-FÜR-SCHRITT ZEICHNEN

Los geht's: Zeichne coole Sachen!
Vom Kreis zum Schaf, vom Strich zur Eisenbahn:
In einfachen Strichen zauberst du Spielzeuge, Haustiere,
Fahrzeuge und vieles mehr.



Außerdem in dieser Reihe erschienen:



© 2006 TESSLOFF VERLAG
Burgschmietstraße 2-4, 90419 Nürnberg

Illustrationen: Norbert Pautner

Die Verbreitung dieses Buches oder von Teilen daraus durch Film, Funk oder Fernsehen, der Nachdruck, die fotomechanische Wiedergabe sowie die Einspeicherung in elektronischen Systemen sind nur mit Genehmigung des Tessloff Verlags gestattet.

Gedruckt in Deutschland.

www.tessloff.com

ISBN 978-3-7886-3082-9



06/11

€ [D] 4,95
€ [A] 5,10



Spielen

TESSLOFF