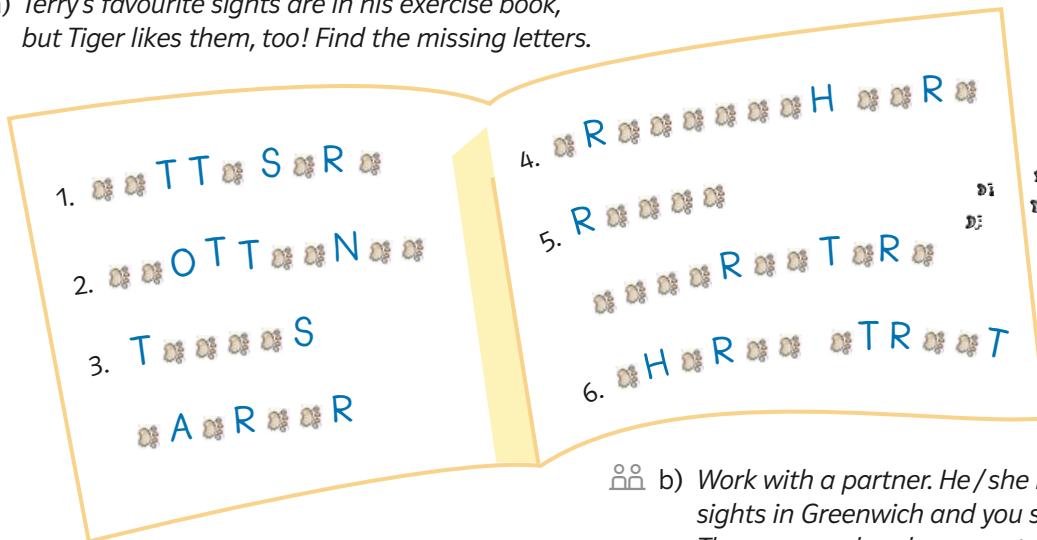


# Unit 4 Greenwich Project Week

## 1 Sights of Greenwich (→ PB p. 56)

a) Terry's favourite sights are in his exercise book, but Tiger likes them, too! Find the missing letters.



1. TT S R  
2. OTT N  
3. T S  
A R R

4. R H R  
5. R R T R  
H R T R T

6. H R T R T

b) Work with a partner. He/she reads three sights in Greenwich and you spell them. Then you read and your partner spells.

## 2 Listening: Out und about<sup>1</sup> in Greenwich (→ PB p. 57)

Underline the wrong words. Write the correct sentence.

- Terry wants to play basketball. Terry wants to play football.
- The Cutty Sark is now a cool playground. \_\_\_\_\_
- Sam likes the Foot Tunnel because it is funny. \_\_\_\_\_
- Lisa is interested in Greenwich Park. \_\_\_\_\_
- Terry says: "Clocks are interesting." \_\_\_\_\_

## 3 How to: Write and talk about your dream town

Write about your dream town and talk about your ideas with your partner. The Useful phrases on page 56 in your book can help you.



In my dream town ...

... there is  
\_\_\_\_\_  
\_\_\_\_\_

... there are  
\_\_\_\_\_  
\_\_\_\_\_

... you can see  
\_\_\_\_\_  
\_\_\_\_\_

... you can go to  
\_\_\_\_\_  
\_\_\_\_\_

... you can visit  
\_\_\_\_\_  
\_\_\_\_\_

... we've got  
\_\_\_\_\_  
\_\_\_\_\_

<sup>1</sup>out and about [aʊt ənd ə'baʊt] = unterwegs

#### 4 Put in the right pronouns (→ PB p. 58)

me   you   him   her   it   us   them ✓



The friends and Mr Jackson talk about stars in his taxi.

- Mr Jackson: "Sometimes I meet **famous people** and drive them to a café or cinema."
- Sam: "Wow! **Jack T** is cool. I always see \_\_\_\_\_ on TV."
- Mr Jackson: "I don't know him, but I know **Susanna**. You can listen to \_\_\_\_\_ on the radio<sup>1</sup>."
- Lisa: "**The new CD** is great. I like \_\_\_\_\_!"
- Mr Jackson: "Hm, it's OK. But I like Jazz music! You can ask \_\_\_\_\_ about it."
- Emma: "**We're** very interested in stars! Please phone \_\_\_\_\_ next time<sup>2</sup>!"
- Mr Jackson: "No problem, **Emma!** I'm sure Brad Pitt and Jennifer Lopez want to<sup>3</sup> meet \_\_\_\_\_!"

#### 5 Ask for information (→ PB p. 59)

##### COMMUNICATION SKILLS

When you ask for information, always be polite: Use *please* and *thank you!* You can always ask<sup>4</sup> people to repeat the information or to spell a word. These Useful phrases can help you.

Put in the missing words.

You: Excuse \_\_\_\_\_ .

Can I \_\_\_\_\_ a question?

Girl: Yes, of course.

You: How can I \_\_\_\_\_ Cool Computers? Is there a bus?

Girl: Yes. Catch the number 180 bus in Church Street. It takes you to Greenwich High Road.

The computer shop has got a red door.

You: Can you \_\_\_\_\_ , \_\_\_\_\_ ?

Number 118? And \_\_\_\_\_ the name of the street for me, please?

Girl: It's number 180 to Greenwich High Road. G - R - E - E - N - W - I - C - H   H - I - G - H  
Road.

You: Thank you!

Girl: \_\_\_\_\_ . Bye!

##### USEFUL PHRASES

Excuse me! Can I ask you a question?  
How can I get to ... ?  
Can you tell me ... ?  
Can you repeat that, please?  
Excuse me?  
Can you spell that for me, please?  
Thank you. - You're welcome.



<sup>1</sup>radio ['reɪdiəʊ] = Radio • <sup>2</sup>next time ['nekst ,taɪm] = das nächste Mal • <sup>3</sup>want to ['wɒnt tə] = möchten • <sup>4</sup>(to) ask [ɑːsk] = hier: bitten

**6 Mrs Carter's questions** (→ PB p. 60)

Put in the missing words.

Do you use ... ? • Do you know ... ?  
Do you like ... ? • Do you ride ... ?

Yes, we do. / No, we don't.

! \_\_\_\_\_  
It's great!

? \_\_\_\_\_  
1. \_\_\_\_\_  
your project?

? \_\_\_\_\_  
2. \_\_\_\_\_  
how old the Cutty Sark is?

? \_\_\_\_\_  
3. \_\_\_\_\_  
the Internet for your project?


! \_\_\_\_\_  
We go by taxi!

? \_\_\_\_\_  
4. \_\_\_\_\_  
your bikes to the different sights?

! \_\_\_\_\_  
but that's a good idea!

**7 Tom and his grandma** (→ PB p. 61)

Say how Tom and his grandma are different.



1. They don't play the same games. (play)
2. \_\_\_\_\_ (read)
3. \_\_\_\_\_ (use)
4. \_\_\_\_\_ (listen to)


## 8 How to: Use public transport (→ PB p. 61)

a) Look at the grid and say how the pupils, Barker and Tiger go to the computer club, to the park etc.

How	bus	DLR	bike
Lisa	✓		✓
Sam			✓
Emma		✓	
Terry	✓		
Barker	✓		✓
Tiger			✓



1. Lisa and Barker go to the park by bus or by bike.
2. Sam goes
3. Emma
4. Terry
5. Tiger

b)  Work in groups. In your exercise book, make a grid for three different sights in your town. Talk about how you can get there. The Useful phrases on page 61 in your book can help you.

## 9 Mediation: The way to the cinema

You are in Greenwich. You do not know the way to the cinema. Ask a boy for help.

1. Sprich den Jungen höflich an und bitte ihn um Hilfe. \_\_\_\_\_  
 \_\_\_\_\_  
 Boy: Yes, I can.
2. Frage ihn nach dem Weg zum Kino. \_\_\_\_\_  
 \_\_\_\_\_  
 Boy: That's easy. Go straight on, turn left and left again. The cinema is on your right.
3. Bitte ihn, das zu wiederholen. \_\_\_\_\_  
 Boy: Straight on, left and left again. The cinema is on your right. It's *Harry Potter* today.
4. Bedanke dich für seine Hilfe und verabschiede dich. \_\_\_\_\_  
 \_\_\_\_\_

<sup>1</sup>supermarket ['su:pə,mɑ:kɪt] = Supermarkt

🗉 👤 **10 Your turn: Family questions** (→ PB p. 62)

a) *Make questions for your partner.*

Does	+	your mum / ... your brother / ... your uncle / ... your grandma / ... your dog / ...	+	meet friends get up go to the cinema come to your house go to the park	+	on Saturdays? every day? every week? on Sundays? at seven o'clock?
------	---	--	---	--	---	--

1. Does your mum get up at seven o'clock?

2. \_\_\_\_\_

3. \_\_\_\_\_

4. \_\_\_\_\_

5. \_\_\_\_\_

b) *Ask your partner. He/she answers.*

**11 Ben, can you help, please?** (→ PB p. 63)

*There is a note from Mrs Taylor for Ben. But Ben does not do the right things. Write down what Ben does not do and what he does.*

Mrs Taylor's market  
a picture of Barker 6.30 ✓  
in the afternoon

- wake up Lisa at 7.30
- take Barker to the park
- pick up Jade from school at lunchtime
- wash Dad's bike
- help Jade with her English homework

1. Ben does not wake up Lisa at 7.30.

He wakes her up at 6.30.

2. \_\_\_\_\_

3. \_\_\_\_\_

4. \_\_\_\_\_

5. \_\_\_\_\_

🎧 **12 Listening: Who am I?** (→ PB p. 63)

a) *Listen to the text and answer the question "Who am I?"* You are \_\_\_\_\_.

b) *Listen again. Put in the missing words.*

I like \_\_\_\_\_, streets, \_\_\_\_\_ and tunnels. I like to \_\_\_\_\_

or \_\_\_\_\_ or go straight on. I never run away, but a lot of people \_\_\_\_\_!

🗉 👤 c) *Write a short quiz for your partner in your exercise book. Can he/she guess the answer?*

 **13 Tandem activity: Talk about Jeff and Joe**



**Jeff**

Here are Jeff and Joe.  
They love sport and do a lot of things every day.

a) Schau dir deinen Teil (A oder B) an und schreibe in vollständigen Sätzen auf, was dein „Supersportler“ jeden Tag tut.

Beispiel: A: Jeff gets up at 7.20 am. B: Joe gets up at ...

b) Jetzt frage deinen Partner / deine Partnerin.

A: Does Joe get up at 7.20 am? Er / sie antwortet.

B: No, he doesn't. He gets up at nine o'clock.



**Joe**

**A** Jeff

- |                    |          |
|--------------------|----------|
| • to get up        | 11.30 am |
| • to eat an apple  | 7.45 am  |
| • to go swimming   | 10.00 pm |
| • to play football | 4.30 pm  |
| • to fall asleep   | 7.20 am  |

---



---



---



---



---



---



---



---



---



---

6.00 am  
10.00 pm  
6.30 pm  
9.30 am  
12.45 am

- to fall asleep
- to play football
- to go swimming
- to eat an apple
- to get up

**B** Joe

**14 Sounds: [ð] and [θ]**

Read this text about a thief<sup>1</sup>. For the words with a **th**, you only find the sounds in the text. Underline them. What are the words? Make two lists in your exercise book, one for ð and one for θ sounds.

It's 'θɜ:zdeɪ afternoon and ðə four friends are in a shop in Greenwich. Lisa looks at different pencil-cases. ðen Sam sees a man<sup>2</sup>. ðis man puts books into his bag. "Oh, look, ðeəz a θi:f!" Sam says to his friends. "Where?" asks Emma. "He is next

to the books," Sam answers. Now the thief puts school θɪŋz into his bag. What can ðei do? Lisa talks to the manager of the shop and he phones the police. θri: policemen<sup>3</sup> come and say to ðəm: "θæŋks. We've got him. ðæts great!"

<sup>1</sup>thief [θi:f] = Dieb • <sup>2</sup>man [mæn] = Mann • <sup>3</sup>policeman, pl. policemen [pə'li:smæn; pə'li:smən] = Polizist, pl. Polizisten



### 15 A day in town (→ PB p. 64)

Look at Terry's answers. What are Sam's questions about his mother?

What

Where

How

When

Sam's questions:

1. When does your mother go to town?
2. \_\_\_\_\_
3. \_\_\_\_\_
4. \_\_\_\_\_
5. \_\_\_\_\_
6. \_\_\_\_\_

Terry's answers:

- She goes to town on Wednesdays.
- She leaves<sup>1</sup> at 9 o'clock.
- She goes by car.
- She goes to the shops.
- She buys<sup>2</sup> food for us and Tiger.
- She comes home at 3 o'clock.

#### TIP

Überlege dir mit einem Partner / einer Partnerin Sätze (Fragen und Verneinungen) mit *do / does / don't / doesn't*. Schreibe sie übersichtlich auf ein Poster und hänge es zuhause in der Nähe deines Arbeitsplatzes an die Wand.



### 16 Your favourite star

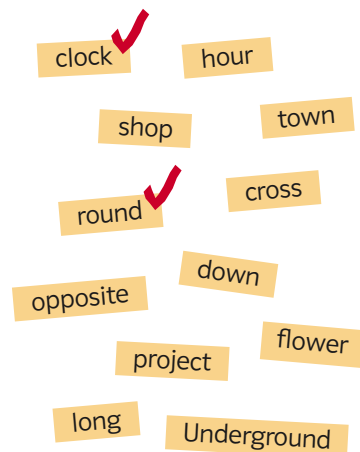
Ask your partner about his / her favourite star (from pop music, sport, TV, cinema, etc.). Write your questions and your partner's answers into your exercise book. Then talk to your class about your partner's favourite star.

Example: What is your star's name? – His / her name is ... – Why is he / she famous? ...  
How old is he / she? ... Where does he / she live? ... Why do you like him / her? ...

### 17 Listening: Sounds [aʊ] and [ɒ]

Listen and make two lists.

[aʊ]	[ɒ]
<u>round</u>	<u>clock</u>
_____	_____
_____	_____
_____	_____
_____	_____
_____	_____



<sup>1</sup>(to) leave [li:v] = weggehen • <sup>2</sup>(to) buy [baɪ] = (ein)kaufen

**18 Captain Terry's treasure map** (→ PB p. 67)

Captain Terry is on the ship again. How can the story go on? Put in the missing words.



Captain Terry: "Samuel, listen to me. I'm not a good fighter<sup>1</sup>. Now Lisa-Yoko and her

\_\_\_\_\_ have got the \_\_\_\_\_ map. But I'm so happy

because it's the wrong map! They can never find the \_\_\_\_\_ Islands.

This here is the right map! I've always got it in my left shoe. Now we can \_\_\_\_\_ the fight<sup>2</sup> and

find the pirate treasure! I want to tell you about it. Look at the \_\_\_\_\_. You can see a big X next

to a big tree. Under the X, there is a door, and under the door, there is a tunnel. You're big, but Emma

can go into the \_\_\_\_\_ and find the treasure. Let's go!"

**19 What does Captain Terry say to Sam?** (→ PB p. 67)

Find the answer with the letters from exercise 18.

\_\_\_\_\_ !

**20 Right or wrong?** (→ PB p. 67)

a) Write four sentences about the text "Captain Terry's treasure map", two right and two wrong.

Example: 1. Captain Terry tells Emma about the treasure. / 2. Captain Terry is happy.

→ Sentence one is wrong. Captain Terry tells his first mate Samuel about the treasure.

→ Sentence two is right.

---



---



---



---

b) Can your partner correct the wrong sentences?

<sup>1</sup>fighter ['faɪtə] = Kämpfer, Kämpferin • <sup>2</sup>fight [faɪt] = Kampf



## 21 The wrong word

a) *Underline the wrong word in the group. Write it on the line.*

1. museum • police station • café • road • church \_\_\_\_\_
2. train • Underground • tunnel • bus • taxi \_\_\_\_\_
3. driver • flower • visitor • pirate • captain \_\_\_\_\_
4. bridge • river • North Sea • water • sea \_\_\_\_\_

b) *Look at the words on the lines and find the wrong word again. The word is:* \_\_\_\_\_

## 22 Put in the missing words (→ PB p. 70)



1. First Tom waits  
\_\_\_\_\_  
the bus stop.

next to    into    behind    on    to    at



2. Then the bus  
takes him  
\_\_\_\_\_ the  
centre.



3. After that Tom goes  
\_\_\_\_\_  
the sweet shop for  
chocolate.



4. There is a café  
\_\_\_\_\_ the  
sweet shop.



5. Tom sits down  
and puts his map  
\_\_\_\_\_  
the table.



6. Oh! His grandma is  
\_\_\_\_\_  
him!

## 23 A phone call to Robbie (→ PB p. 70)

*Tom wants to visit his friend Robbie at his house, but he does not know the way. Put in the right words.*

go down    get to    catch  
pick up    repeat    write down

Tom: Hello, Robbie! I'm at the information centre. How can I \_\_\_\_\_ your house?

Robbie: Hello, Tom! \_\_\_\_\_ Castle Road and \_\_\_\_\_ the number 3 bus.

Our house is in Bridge Street.

Tom: Can you \_\_\_\_\_ that, please? I can \_\_\_\_\_ it \_\_\_\_\_.

Robbie: The number 3 bus to Bridge Street. I can \_\_\_\_\_ you \_\_\_\_\_ at the bus stop.

**24 Who is it?** (→ PB p. 71; Grammar: → PB G 22)

Put in the right pronoun.

me

him

her

it

us

them

“We’ve got a flat. You can find \_\_\_\_\_ on the map, in Holburne Road. My father works in a computer shop. I can ask \_\_\_\_\_ everything about computers. My mum is great. I can come to \_\_\_\_\_ with my problems. My sister and I are in one room. That’s not always easy for \_\_\_\_\_. My friends are cool. I meet \_\_\_\_\_ after school. Do you know \_\_\_\_\_? My name is \_\_\_\_\_.”

**25 Captain Terry and the pirates** (→ PB p. 71; Grammar: → PB G 24, 25)Put in **do** or **does** for the questions and find the right answers.

- \_\_\_\_\_ Samuel and Emma work on the Cutty Sark? \_\_\_\_\_
- \_\_\_\_\_ Emma like Captain Terry? \_\_\_\_\_
- \_\_\_\_\_ Samuel help the captain? \_\_\_\_\_
- \_\_\_\_\_ Lisa-Yoko and the captain fight? \_\_\_\_\_
- \_\_\_\_\_ the pirates take the tea? \_\_\_\_\_
- \_\_\_\_\_ Captain Terry give Lisa-Yoko the map? \_\_\_\_\_

**26 The Jacksons** (→ PB p. 71; Grammar: → PB G 26)

Write questions and answers about Terry and his parents. Look at the example.

**Questions**

What  
How  
When  
Where

+

Jacksons • live  
Mr Jackson • do?  
Terry • get up?  
Mrs Jackson • go • town?  
Jacksons • go • bed?

**Answers**

10 o'clock

taxi

Greenwich ✓

car

8 o'clock in the morning

Where do the Jacksons live? – They live in Greenwich.

---



---



---



---



---